

How to activate your account.



Gain access to your very own personal health and wellness resource at virtualcare.telushealth.com/welcome.

1

Enter the email address you would like to use to set up your account.

2

Enter your province.

3

Select your eligibility.

4

Select the option to enter your group number.

5

Your group number is:

Your personal coverage identifier* is:

6

Get your unique activation link.

7

Follow the link in the email you received to activate your account.


8

Enter your email address and choose a password.

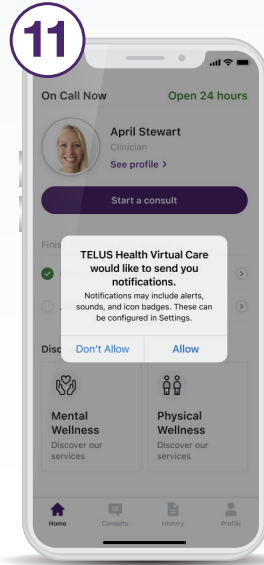
*Your personal coverage identifier number may mean: your certificate number, your employee number or your personal identifier.



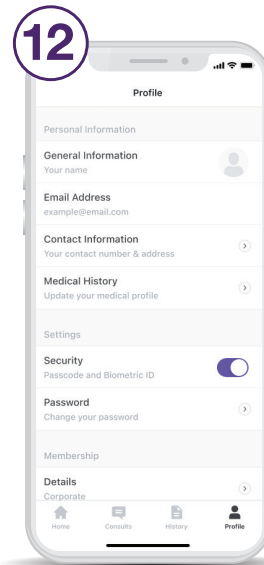
Download from the App Store or Google Play.



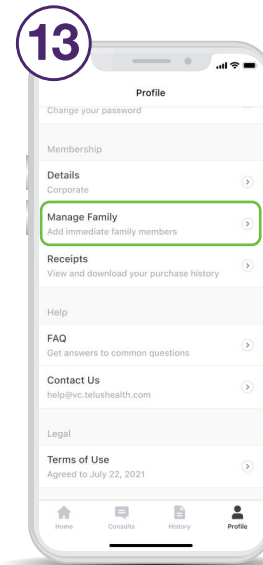
Use your account credentials to sign in to the app.



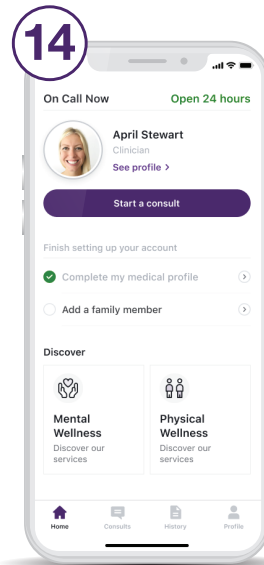
Ensure you have enabled notifications.



Set up your profile under the Profile tab.



Scroll down the Profile tab to add family members.



Start a consult from the home screen as soon as you need care.

Need help? Contact us at help@vc.telushealth.com